

## Virtual Learning Lesson #1

Mrs. Anderson's class, Hebron School

Reading assignment:

Go to [www.abcya.com](http://www.abcya.com). Click on "Grade K", click on **Letters** - Alphabetical order.

This will be in the 3rd row of game titles, 1st game when you look at the screen.

Have your child complete this game.

Complete the alphabet worksheet attached to this packet.

Math assignment:

Go to [www.abcya.com](http://www.abcya.com). Click on "Grade K", scroll down the page to "Numbers". Look for Connect the Dots 1 - 10 (blue box). This will be in the fourth row of game titles, first game.

Complete the Dot to Dot page attached to this packet.

Story assignment:

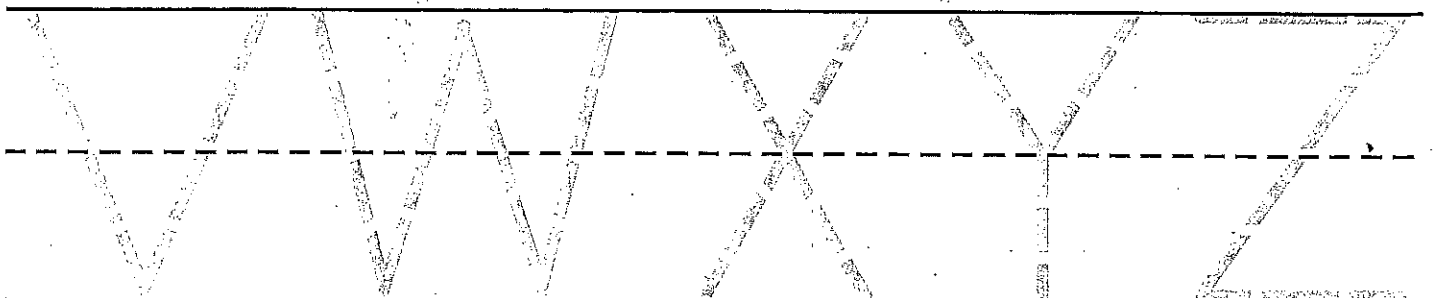
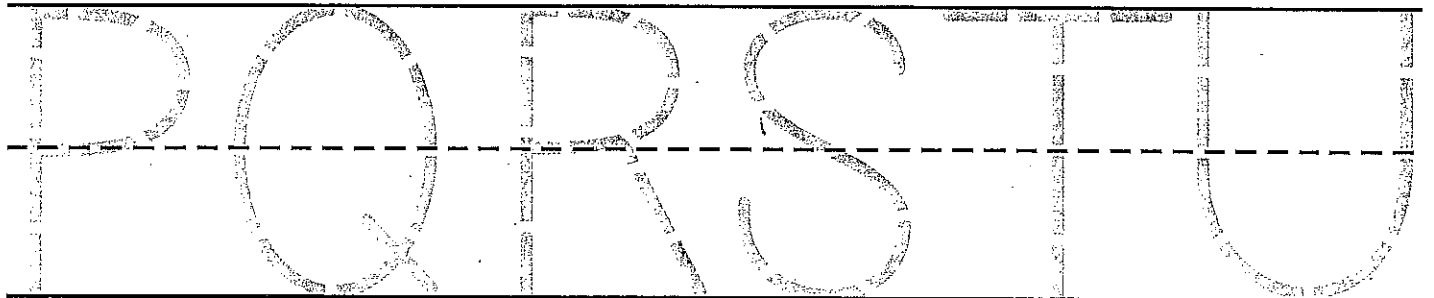
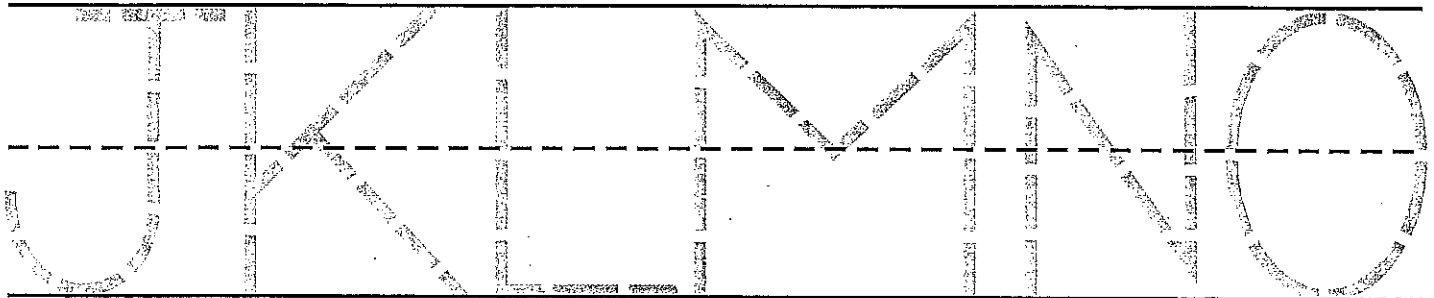
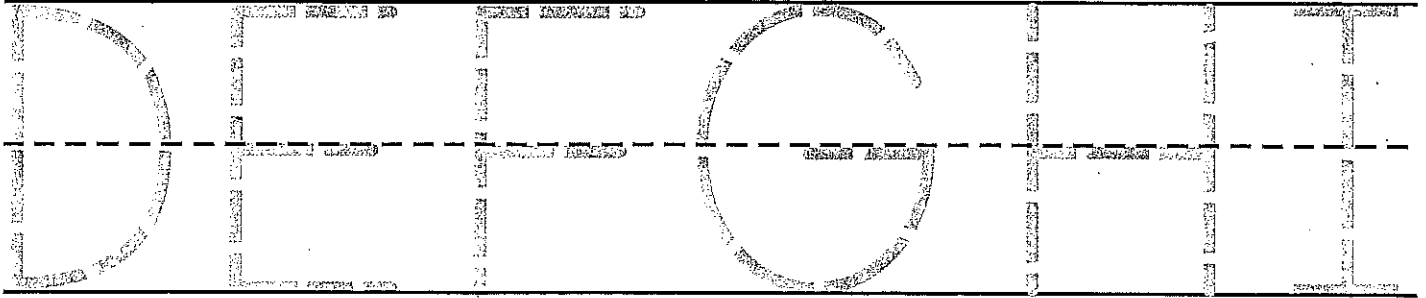

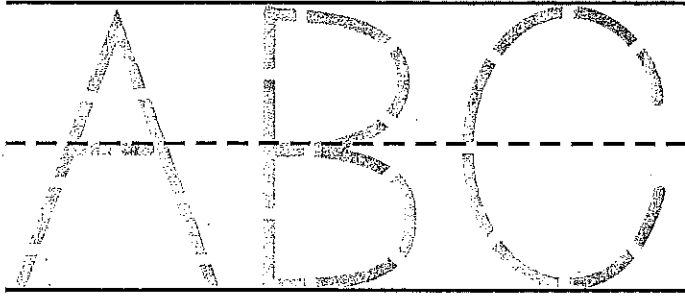
Go to [www.storylineonline.net](http://www.storylineonline.net). Select the book to be read aloud to your child I Need My Monster written by Amanda Noll. It is at the very bottom of the page on the left side.

Complete the "monster" picture attached to this packet.


**This completed assignment is due back to Mrs. Anderson on Tuesday, January 24, 2017.** I can be reached by email Tuesday and Thursday between 3:30 and 6:00 at [kimberly.anderson@evsck12.com](mailto:kimberly.anderson@evsck12.com), or during the school day if you have questions about this lesson.

**Please be sure to return completed work so your child is counted present for these snow make-up days.** Thanks!

Trace each uppercase letter.



Trace each lowercase letter.



o o c

e e f o n i j

k l m n o p q

r s t u v w

x y z



# What Is It?

Connect the dots from 1 to 10.

3

1

2

3

1

5

4

4

5


6

10

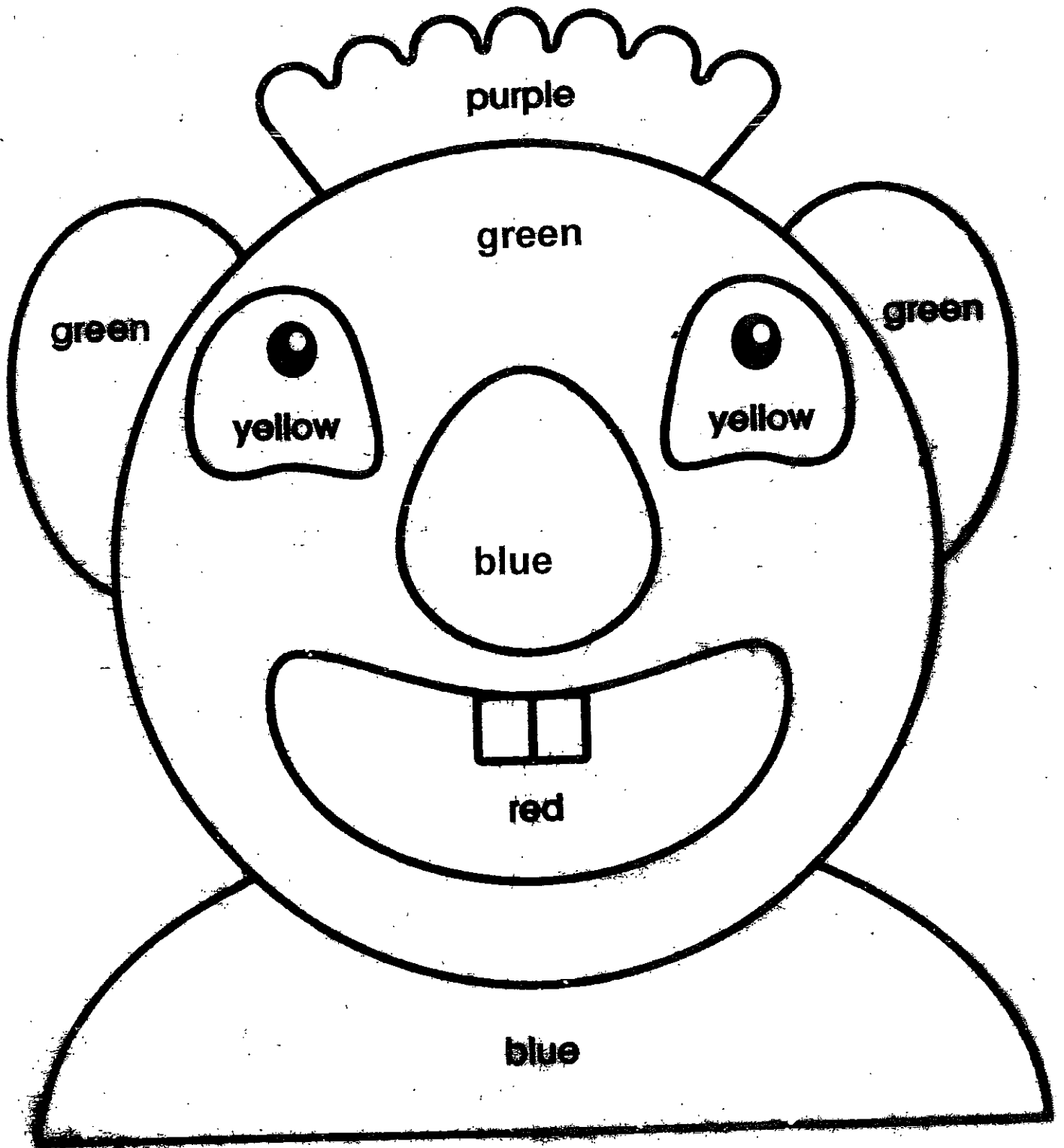
10

8

7



9



purple

green

green

yellow

green

yellow

blue

red

blue